

## AV-S Ventilator

*The intuitive user interface and comprehensive support modes provide optimum therapy for all patient profiles*



- ◆ Combines sophistication and ease of use
- ◆ Large, arm mounted colour display with Touchscreen and Com-wheel control
- ◆ Volume and Pressure ventilation, plus PSV and PEEP
- ◆ Single/dual waveform display
- ◆ High quality, multi-option product with flexible specification

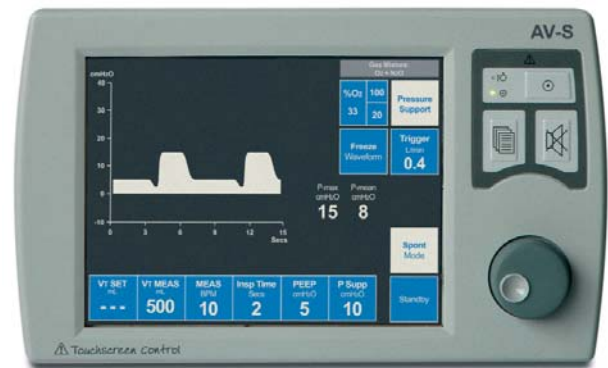
Excellence and Innovation

## AV-S Ventilator

### Multi-mode Ventilator

An easy to use, multifunction anaesthesia ventilator, designed for all patient profiles

- ◆ Volume, PCV, and PSV modes
- ◆ Comprehensive printer/data outputs for networking and interfacing to patient monitors
- ◆ Integrated Oxygen Monitor and Spirometry
- ◆ Inverse I:E Ratio capability
- ◆ Electronic PEEP
- ◆ Autoclavable Latex Free Bellows
- ◆ Oxygen or Air drive gas
- ◆ 30 minutes battery backup
- ◆ Selectable Dual Waveform Display:
  - Pressure v. Time
  - Volume v. Time
  - Pressure v. Volume (for ventilation analysis) plus waveform freeze facility
- ◆ Automatic pre-use compliance and leak test
- ◆ Save and recall function for user specific settings
- ◆ Adult and Paediatric default settings
- ◆ Flexible specification
  - Stand-alone operation or seamless integration
  - Display mounting option
  - Multilingual display




AV-S Ventilator

#### Touchscreen Control

Prompt and easy operation from either the Touchscreen or via the Com-wheel

#### Latex-free bellows

The latex-free bellows, canister and base assembly are fully autoclavable



## Advanced Spontaneous Breathing Mode

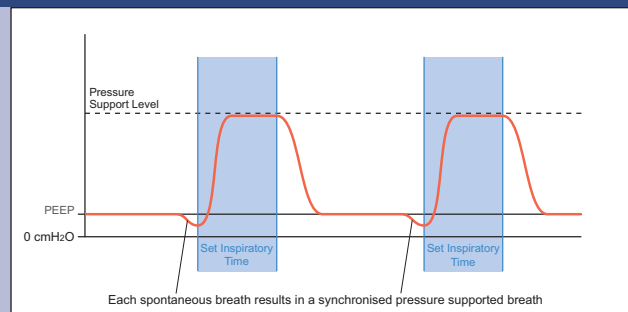
The AV-S ventilator provides PSV that can be utilised as the patient attempts to breathe spontaneously. Patient recovery is accelerated by increased tidal volume and SpO<sub>2</sub>, and reduced EtCO<sub>2</sub>.

### PSV Pressure Supported Ventilation

PSV assists each spontaneous breath with a preset pressure, thus reducing the effort required to breathe. Negative pressure<sup>†</sup> (generated by the patient's spontaneous breath) results in synchronised pressure support

#### PSV is used to support spontaneously breathing patients only

If the patient makes no attempt to breathe, the ventilator will not provide support and the apnoea alarm will be activated



\*Trigger Window = 60% of Cycle Time • †Negative relative to PEEP

## Technical Specification

Physical	
Size - Control Unit Only (H x W x D)	7.3 x 11.4 x 11.8 inches (185 x 290 x 300 mm)
Size - with Adult Bellows (H x W x D)	15.2 x 11.4 x 11.8 inches (385 x 290 x 300 mm)
Weight - Control Unit Only - with Adult Bellows	16.8 lb (7.6 kg) 19.8 lb (9.0 kg)
Screen	8.4 inches (210 mm) TFT
Bellows (Latex free)	20 to 1600 ml, Paediatric option 20 to 350 ml
Power	90 to 264 VAC, 47 to 63 Hz
Drive Gas	Oxygen or Air

Functional	
Tidal Volume (Vt)	20 to 1600 ml
Rate (BPM)	4 to 100 bpm
Sigh Mode	Tidal Volume (Vt) x 1.5, every 50 breaths
I:E Ratio	1:0.3 to 1:8
Pressure Limit	10 to 80 cmH <sub>2</sub> O
Fresh Gas Compensation	Automatic Tidal Volume Adjustment
Ventilation Modes	Off, Standby, Volume, Pressure Controlled, Spontaneous, PSV (for use in anaesthesia procedures only)
Pressure Control	10 to 70 cmH <sub>2</sub> O
Spontaneous Mode	Active Volume and Pressure Alarms, Patient Support Function - Automatic switch to Volume Cycle Mode if apnoea alarm is triggered
Electronic PEEP	4 to 30 cmH <sub>2</sub> O
Oxygen Monitor	Fuel Cell type

PSV	
Trigger	0.2 to 0.4 L/min
Trigger Window	60% of Expiratory Time
Tidal Volume (Vt)	As Volume Mode
Minute Volume (Vm)	As Volume Mode
Inspiratory Time (Ti)	0.5 to 5 secs
Support Pressure	3 to 20 cmH <sub>2</sub> O (PEEP Referenced)

Alarms - Automatic	
Alarm Mute	30 seconds
Low Drive Gas Pressure	Less than 235 kPa (34 psi)
High Continuous Airway Pressure	Above 30 cmH <sub>2</sub> O at start of cycle
Low Pressure	4 to 14 cmH <sub>2</sub> O PEEP referenced
Low Tidal Volume	50% of Volume set (Spirometry)
Incorrect Rate or Ratio	
Mains Failure	30 Minutes Battery Backup
Low Battery	5 Minutes Use
Vent Inop	Internal or Battery Failure

Alarms - Optional User Set	
Tidal Volume - Minimum	0 to 1600 ml
- Maximum	20 to 1600 ml
Minute Volume - Minimum	0 to 10 L
- Maximum	0 to 30 L
Apnoea	Adjustable Reset Pressure (PEEP Referenced) 3 to 35 cmH <sub>2</sub> O
Low and High O <sub>2</sub> Concentration	18% to 105%
High Airway Pressure	10 to 80 cmH <sub>2</sub> O adjustable

Default Settings		Adult	Paediatric
Volume	Tidal Volume (Vt)	600 ml	150 ml
	Rate (BPM)	10	15
	I:E Ratio	1:2	1:2
	Pmax	38 cmH <sub>2</sub> O	38 cmH <sub>2</sub> O
Pressure	Tidal Volume (Vt)	600 ml	150 ml
	Rate (BPM)	10	15
	I:E Ratio	1:2	1:2
	P-Target	10 cmH <sub>2</sub> O	10 cmH <sub>2</sub> O
PSV	Support Pressure	10 cmH <sub>2</sub> O	10 cmH <sub>2</sub> O
	Inspiratory Time	2 sec	1 sec
	Trigger	0.4 L/min	0.4 L/min

# *Paragon*



ISO 9001 / EN 46001



Marked



**Manufactured by: Penlon Limited**

[www.penlon.com](http://www.penlon.com)

**Distributed by:**  
**Paragon Service**  
[www.paragonservice.com](http://www.paragonservice.com)

204 W. Bennet Street  
Saline, MI 48176  
United States of America

Phone: (800) 448-0814  
Fax: (734) 429-3197  
Email: [drsimion@aol.com](mailto:drsimion@aol.com)